



State of Palestine

Palestinian Central Bureau of Statistics

**Palestine experience
in implementing the
Violence Survey in
the Palestinian
Society**

By: Nehaya Salhab

**Johannesburg, South Africa,
29 to 31 August 2023**



Introduction



PCBS implemented the survey in three rounds
2005, 2011, and 2019



Specialized Qualitative surveys



light on the phenomenon of violence in the
Palestinian society



Providing data related to the SDG's and
international priorities



Partners and Donors
(MWA, AICS , UNFPA , ESCWA)

Survey Goal

**Providing comprehensive
and representative data
on violence in Palestinian
society for all groups**





Sexual Violence



Psychological Violence

**Cyber
Violence**



Telecommunication Violence



Economic Violence



Physical Violence



Type of Violence

Questionnaire

Cover

- Identification data & Interview data

1

- Characteristics of Household's Individual

2

- Characteristics of Housing Unit

3

- Women currently married or previously married in the age group (14-64) years

4

- Children in the age group (0-11) years

5

- Men previously or currently married in the age group (14-64) years

6

- Unmarried individuals in the age group (18-64)

7

- Children in the age group 12-17 (unmarried)

8

- The elderly in the age group 65 and above

Target Population

Currently married or ever married women aged (14-64 years).

Currently married or ever married men aged (14-64 years)

Individuals (male and female) aged (18-64 years) who have never been married.

Elderly persons aged (65 years and above)

Children (male and female) aged (0-11 years)

Children (male and female) aged (12-17 years)



Methodology

Sample

Three-stage
stratified cluster
systematic
random sample

12,942

Palestine

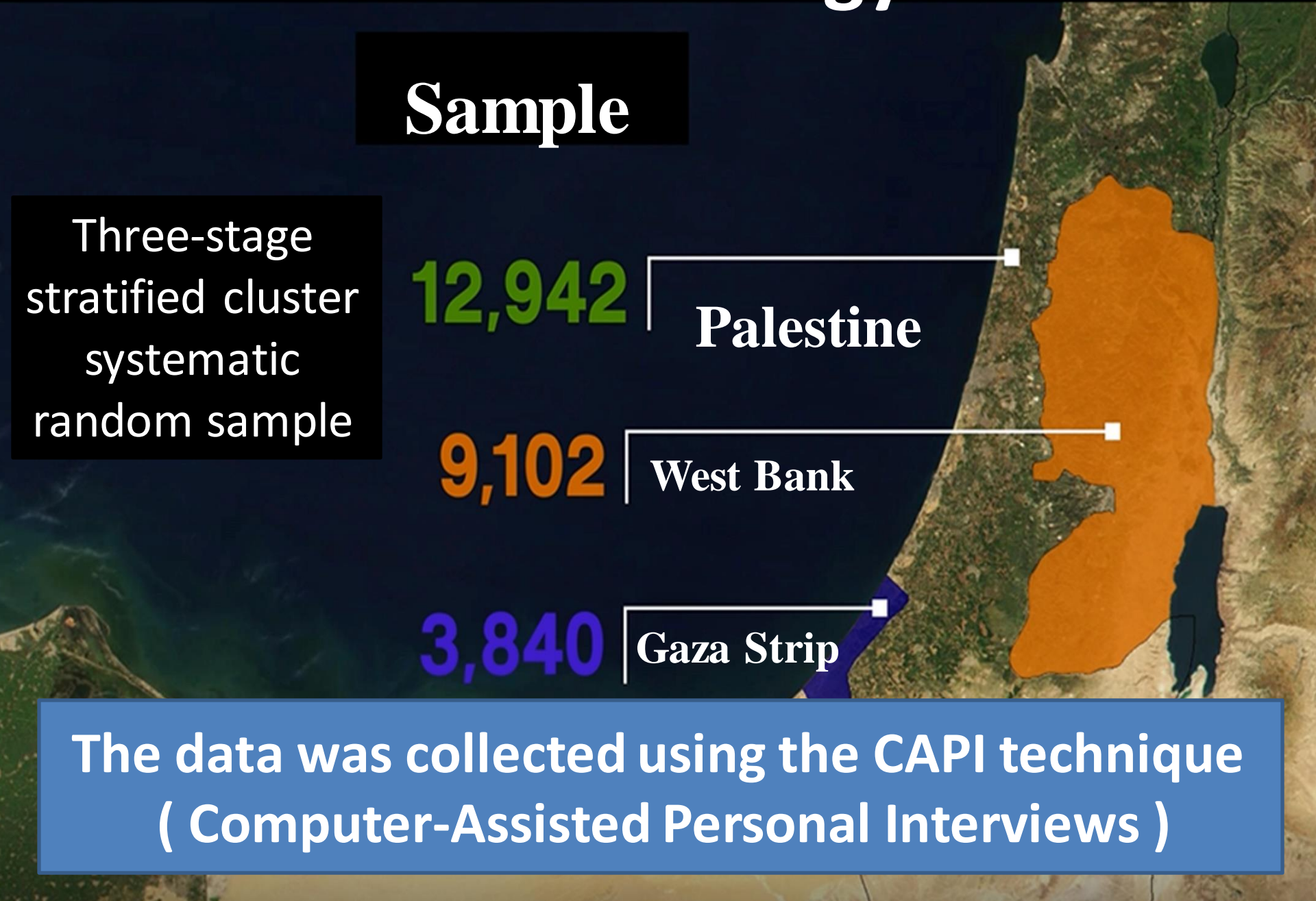
9,102

West Bank

3,840

Gaza Strip

The data was collected using the CAPI technique
(Computer-Assisted Personal Interviews)



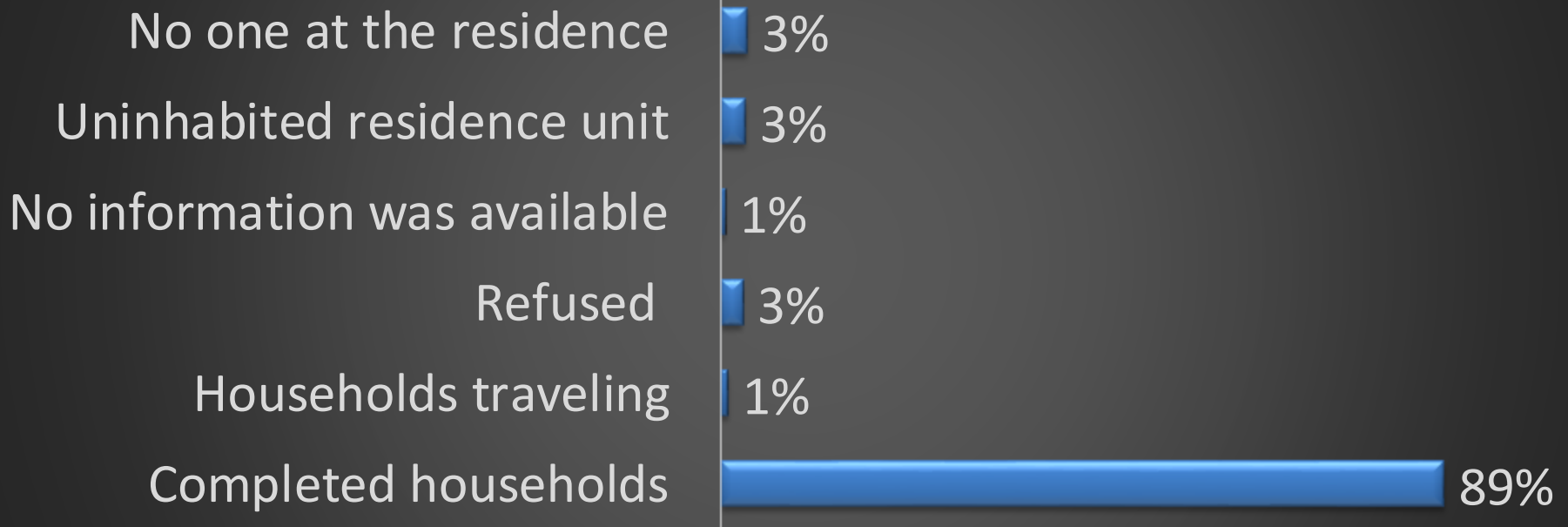
Response and Non-Response Rates Formulae:

$$\text{Percentage of Over Coverage Errors} = \frac{\text{Total cases of over coverage}}{\text{Number of cases in original sample}} \times 100\% = 3.2\%$$

$$\text{Non-Response Rate} = \frac{\text{Total cases of Non-responses}}{\text{Net sample}} \times 100\% = 7.8\%$$

$$\text{Net sample} = (\text{over coverage cases}) - \text{Original sample} = 12,527$$

$$\text{Response Rate} = \frac{\text{Net sample}}{\text{Non-Response Rate} - 100\%} = 92.2\%$$



Statistical Report

1



2



Documentary Report

4

Database PUF



Input

Output

3

Analytical Report



Survey outputs

All outputs related to violence are available on the statistics website at the publications link under the heading of violence and at the link

https://www.pcbs.gov.ps/pcbs_2012/Publications_EN.aspx




State of Palestine

Palestinian Central Bureau of Statistics



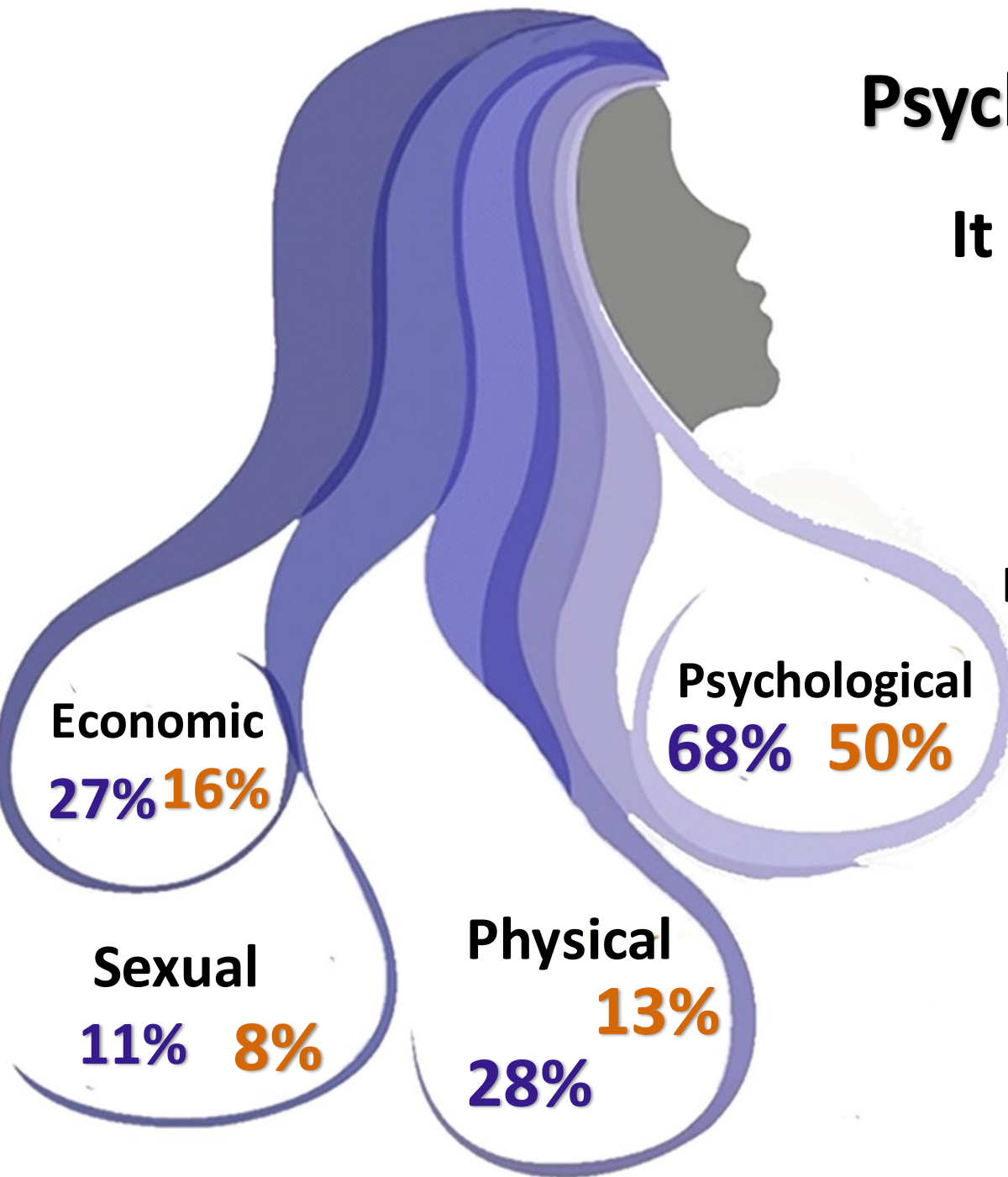
Main Finding

Percentage of Currently Married or Ever Married Women (15 – 64 years) in Palestine who were Exposed (at least once) to One Type of Violence by their Husbands during the Past 12 Months



Psychological Violence

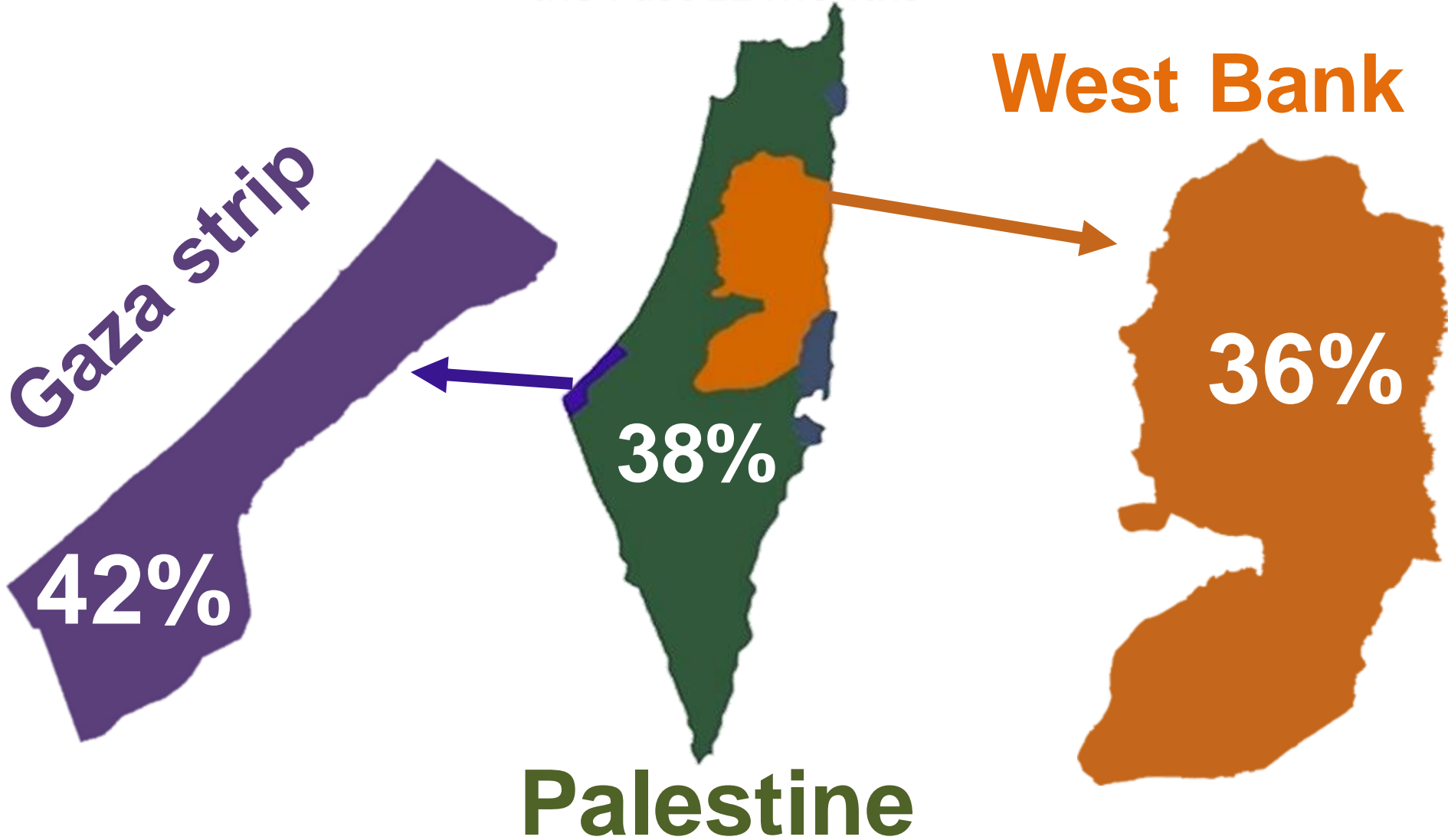
It is the most common type of violence practiced against married or ever-married women by their husbands



West Bank 

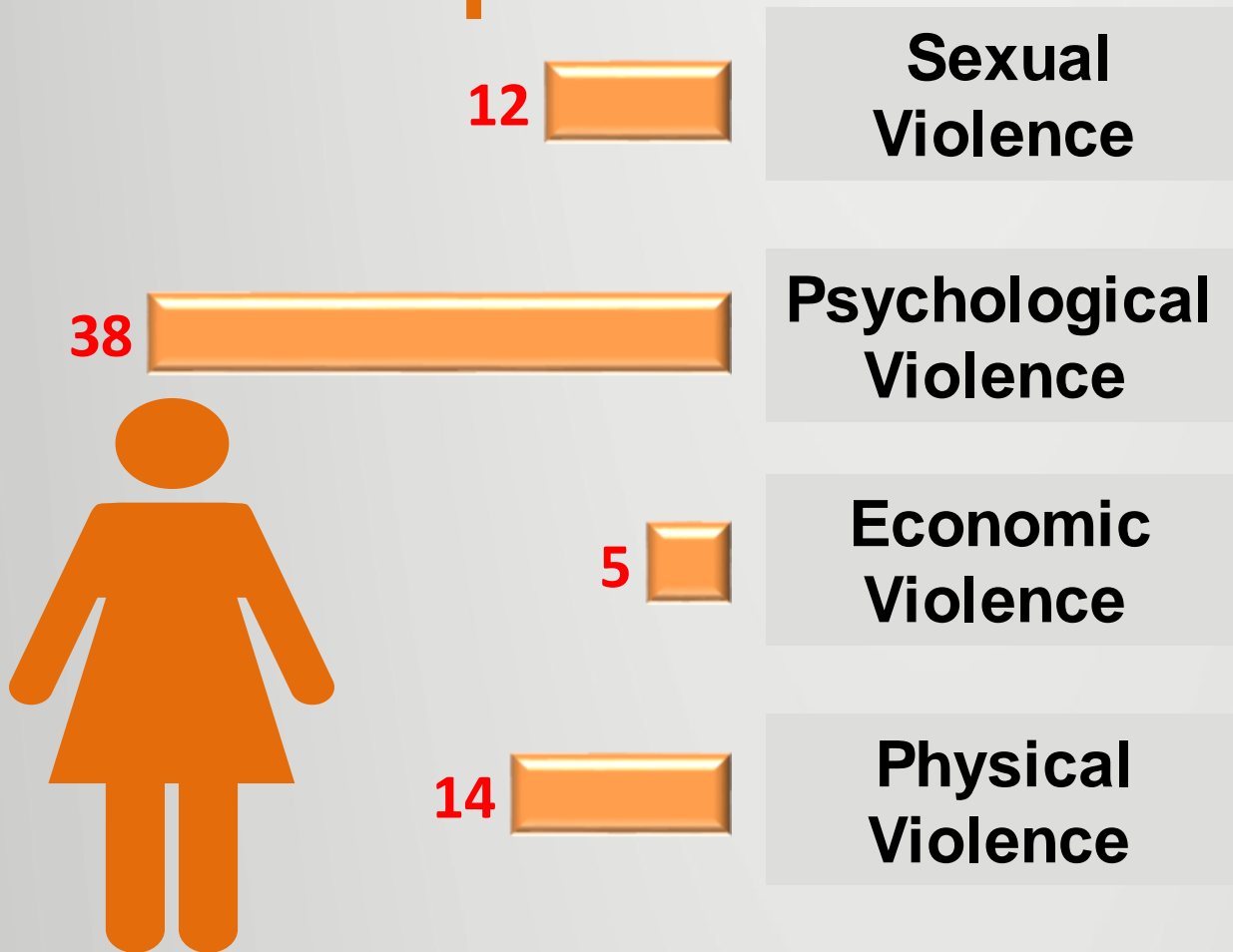
Gaza strip 

Percentage of Currently Married or Ever Married Women (15-64 years) in Palestine who Reported that their Husbands (at Least Once) were Exposed to Some Type of Violence Practiced by the wife during the Past 12 Months




Percentage of Currently Married or Ever Married Women (15–64 years) in Palestine who Reported that their Husbands (at Least Once) were Exposed to Some Type of Violence Practiced by the Wife during the Past 12 Months

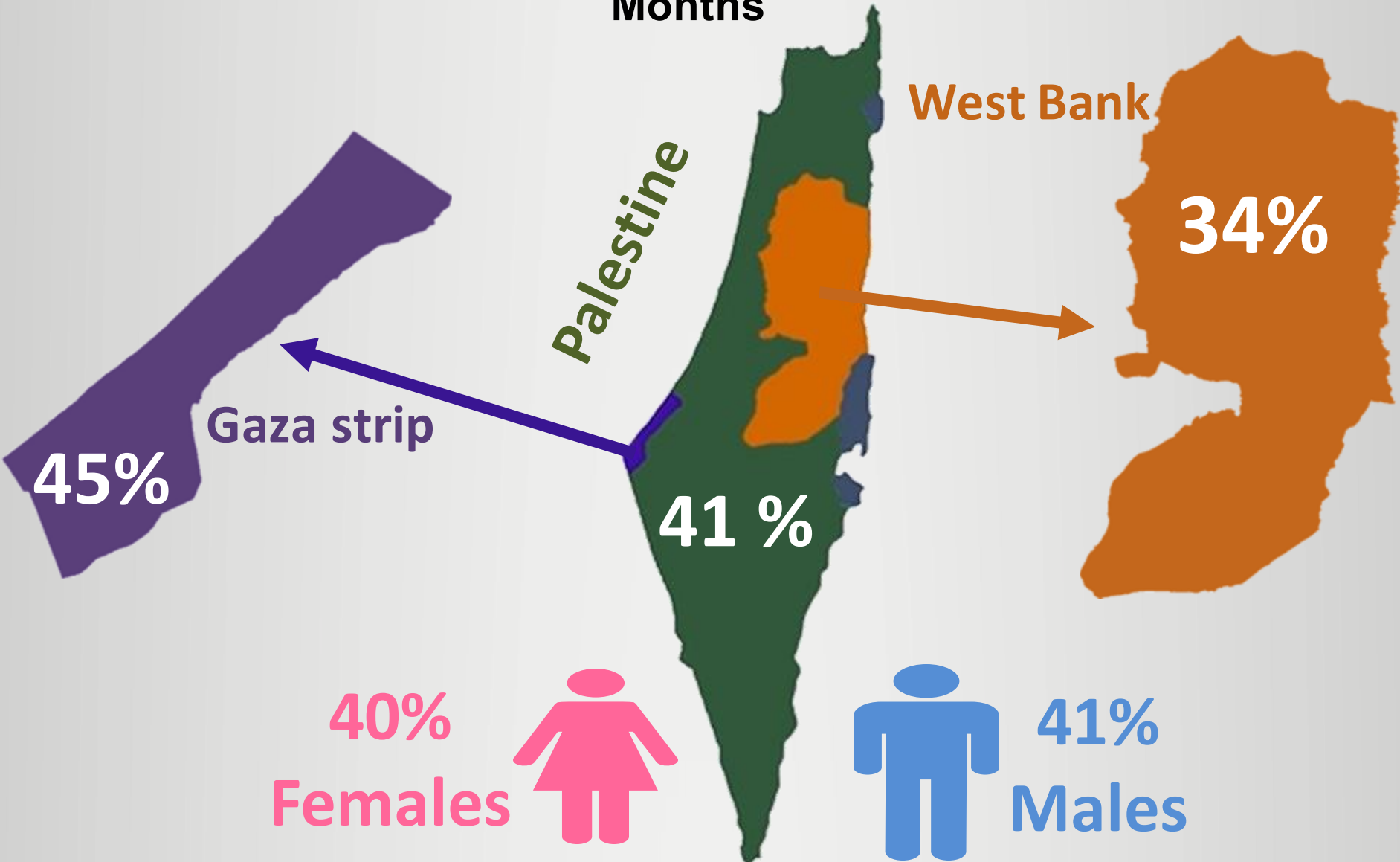
Gaza strip




West Bank



Percentage of Individuals who have Never been Married (18–64 years) in Palestine and were Exposed (At Least Once) to One Type of Violence by a Household Member during the Past 12 Months



Percentage of Individuals who have Never been Married (18-64 years) in Palestine and were Exposed (At Least Once) to One Type of Violence by a Household Member during the Past 12 Months by Sex and Type of Violence

Females   Males



Percentage of Children (1 - 11 Years) in Palestine who were Exposed to One Type of Violence by One of the Parents during the Past 12 Months by Background Characteristics and Type of Violence



6 out of 10 in the West Bank
They were subjected to physical
violence



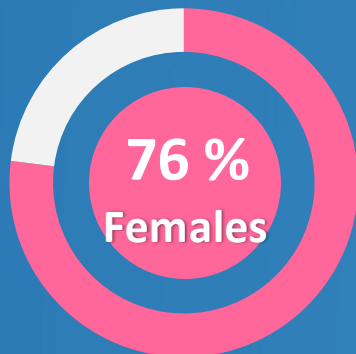

7 out of 10 in the West Bank
psychological



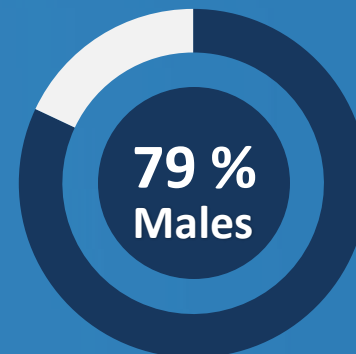
7 out of 10 in the Gaza Strip
physical



8 out of 10 in the Gaza Strip
psychological



78 %
Palestine



Percentage of Children (12 - 17 Years) in Palestine who were Exposed (At Least Once) to One Type of Violence by One of the Parents during the Past 12 Months



Palestine
71%

West Bank
63%

Gaza Strip
82%



Percentage of Children (12 - 17 Years) in Palestine who were Exposed (At Least Once) to One Type of Violence by

One of the Parents during the Past 12 Months by Background Characteristics and Type of Violence

Psychological
56%

Psychological
53%

Psychological
70%

Psychological
72%

Physical
17%

Physical
35%


Physical
40%

Physical
15%



Gaza Strip

West Bank



Percentage of the elderly (65 years and above) in Palestine who were exposed to

Abuse from a Household Member during the Past 12 Months by Background Characteristics and Type of Abuse

Psychological Abuse 31%



Economic Abuse 1%

Physical Abuse 2%

Females

Psychological Abuse 24%



Physical Abuse 1%

Economic Abuse 1%

Males

PCBS

FUTURE



**Implement the Fourth Round
of Violence Survey in the
Palestinian Society 2026**

**Evaluation of Violence
Data from Administrative
Records**

**Ministry of
Social
Development**

**Ministry
of
Health**

Police



البيانات نواة التغيير المجتمعي

The Power of Data
to Drive Social Change

PCBS